

9 MONTH DESTINATION SNAPSHOT

JANUARY - SEPTEMBER 2022

OURCAYMAN.KY

VISITS:

The Cayman Islands received **180,624 stay-over visits** in the first nine months of 2022.

- Visits for the **first nine months** of 2022 was **47% of 2019** visitation for the same reference period.
- Visitation is **trending upwards** as traveller confidence returns.
- **Visits in September 2022 were 74% of September 2019**, showing vast improvements from January when visits were 14% of 2019. Year-to-date figures show that **visits were 47% of the same period in 2019**.
- Visits peaked in **July** with **32,356 persons**.



PURPOSE OF VISIT:

Leisure Visits accounted for **87.4%** of all visits. **Visiting Relatives** and **Business Travel** followed by **7.3%** and **4.1%**, respectively.

- Persons journeying to the destination to visit relatives reached 61% of 2019. Business travel was 30% of the pre-pandemic level.



THE UNITED STATES made up **81.7% of all stay-over visits** to the Cayman Islands, equating to **147,597 trips**. This was **2.6 percentage points (pp) lower** than in 2019.

- **Canada** accounted for **6.1% of visits (0.4pp higher than 2019)**.
- **Europe** accounted for **6.0% of visits (1.5pp higher than 2019)**.



INBOUND AIRLINE SEATS to the Cayman Islands for the **first nine months of 2022** was **66% of January to September 2019** airlift.

- Inbound seats in the **third quarter of 2022** was **82% of the third quarter of 2019**. In the first quarter of 2022, the airlift was 45% of the same period in 2019.
- Based on **October to December 2022** airline schedules, inbound airline seats are **expected to be 94% pre-pandemic level**. STR Inc reported that the average daily rate of hotel rooms in the Cayman Islands returned to the pre-pandemic level in the second quarter of 2022 and remained above 2019 rates in the third quarter of 2022.



CRUISE TOURISM:

There were **140 cruise ship calls**, with **426,293 passengers** between **March and September 2022**.

- Year-to-date cruise passenger arrivals represent **23% of 2019 arrivals**.
- Passenger arrivals **peaked in June** with **89,868 passengers**. This was **86% of June 2019 passenger arrivals**.





CAYMAN ISLANDS VISITATION

(JANUARY - SEPTEMBER 2022)

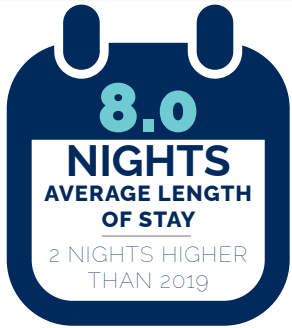
STAY-OVER VISITATION



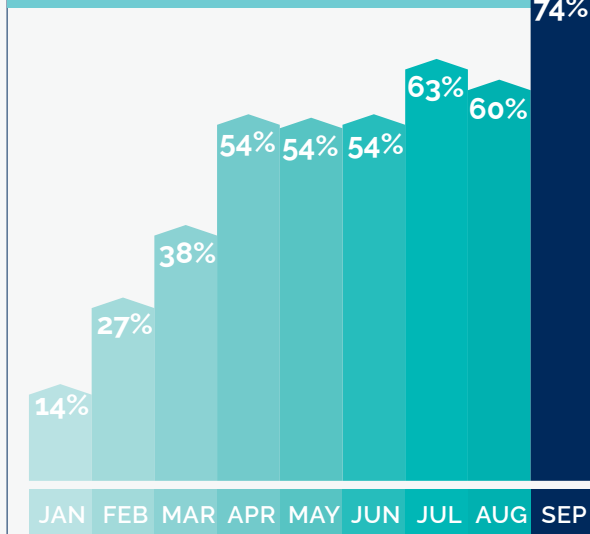
STAY-OVER VISITORS

180,624

47% SHARE OF 2019

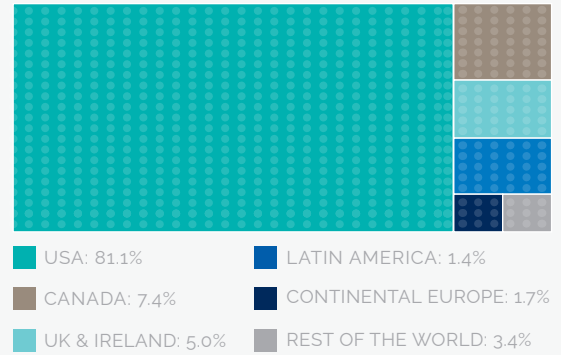


2022 MONTHLY ARRIVALS COMPARED TO 2019 LEVELS



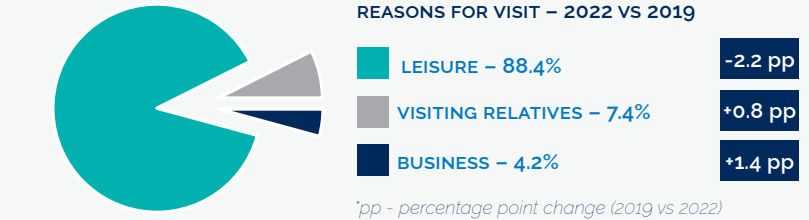
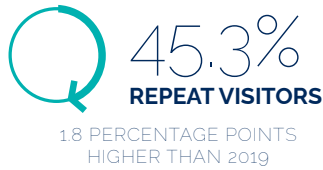
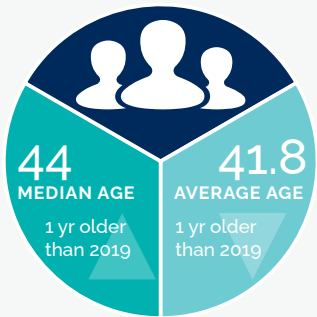
STAY-OVER VISITATION IN SEPTEMBER 2022 WAS 74% OF SEPTEMBER 2019 LEVEL.

SHARE OF STAY-OVER VISITATION BY REGION



TOP STATES

1. TEXAS - 12%
2. NEW YORK - 11%
3. FLORIDA - 11%
4. CALIFORNIA - 5%
5. NEW JERSEY - 5%



CRUISE VISITATION

CRUISE VISITORS

426,293

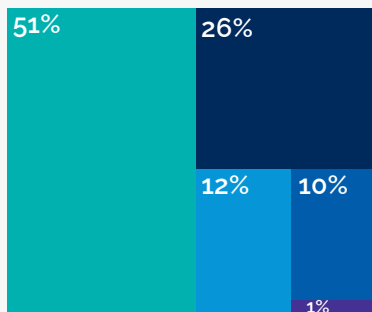
32% SHARE OF 2019

SHIP CALLS

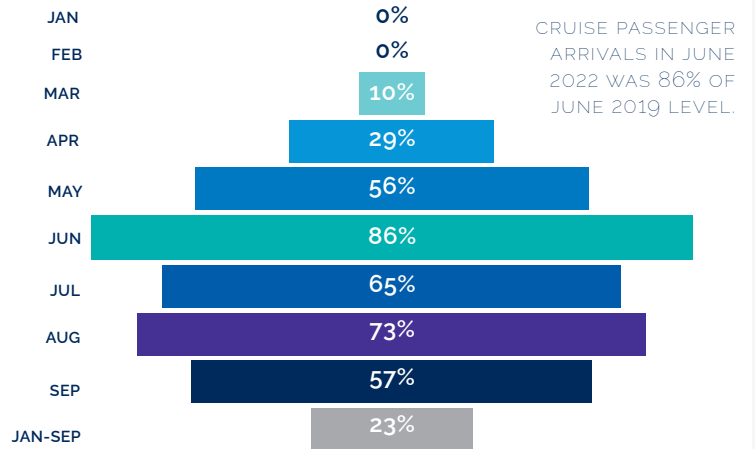
140

CRUISE PASSENGER ARRIVALS BY CRUISE CORPORATION

- CARNIVAL CORPORATION
- ROYAL CARIBBEAN
- DISNEY CRUISE LINE
- MSC CRUISES
- NORWEGIAN CRUISE LINE



2022 MONTHLY CRUISE ARRIVALS COMPARED TO 2019



ACCOMMODATION STATISTICS

NUMBER OF ESTABLISHMENTS

TOTAL ROOM SUPPLY

% OF INVENTORY

BY ISLANDS

GRAND CAYMAN

866

6744

94%

CAYMAN BRAC

65

268

4%

LITTLE CAYMAN

30

165

2%

BY CATEGORY

APARTMENT/CONDO

620

3,318

46%

HOTEL

23

2,686

37%

GUESTHOUSE

318

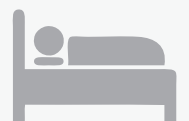
1,173

16%

TOTAL BEDROOM SUPPLY

961

7,177



OF BEDS
10,131

BED CAPACITY
20,463